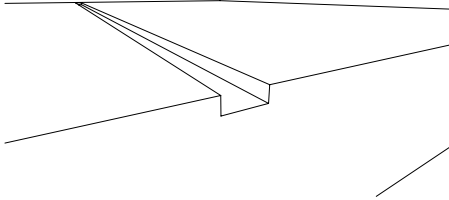




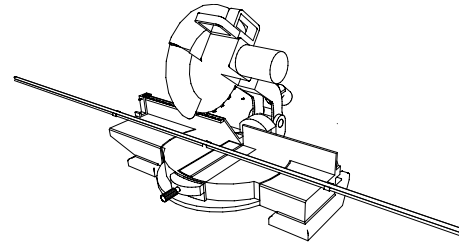
# Recessed Adhesive Mount

## Installation Instructions

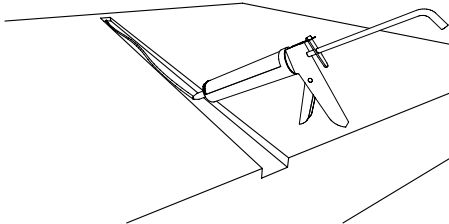
- 1 | Create recessed opening in mounting surface.



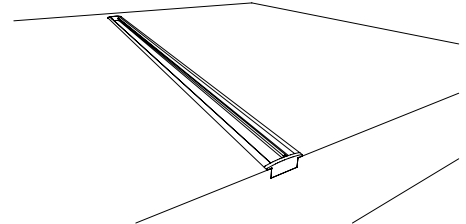
- 2 | Insert lens into channel, measure, and cut to length.



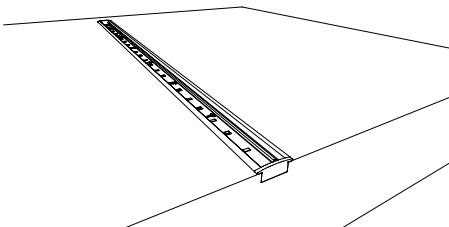
- 3 | Prepare mounting surface and then apply construction adhesive.



- 4 | Attach end caps, apply channel to construction adhesive, and allow to cure.



- 5 | Install LED strip into channel.



- 6 | Attach lens cover.

