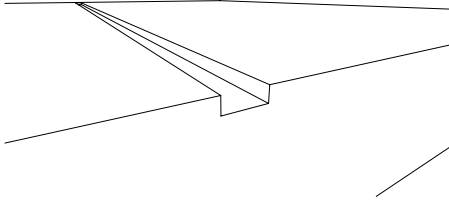




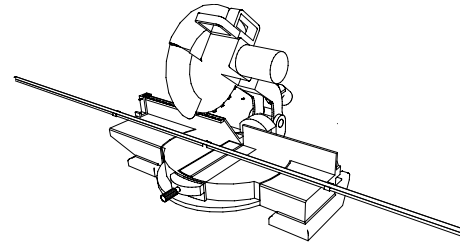
Recessed Screw Mount

Installation Instructions

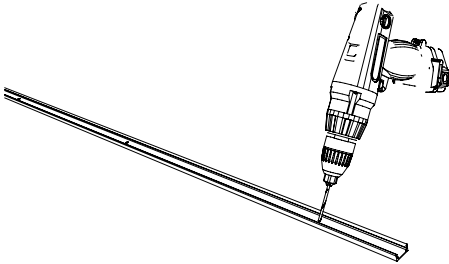
- 1 | Create recessed opening in mounting surface.



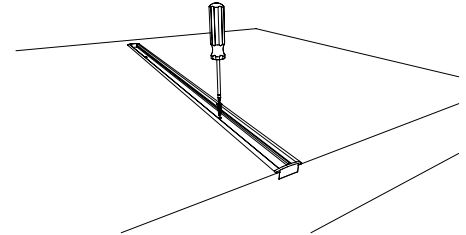
- 2 | Insert lens into channel, measure, and cut to length.



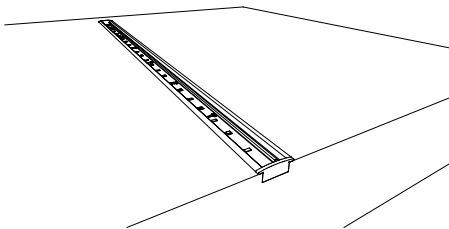
- 3 | Remove lens cover from channel and drill mounting holes through channel.



- 4 | Attach end caps and screw channel through pre-drilled holes directly into recessed mounting surface.



- 5 | Install LED strip into channel.



- 6 | Attach lens cover.

