



CH-506-A

EXTRUDED ALUMINUM MOUNTING CHANNEL

Fixture Type: _____

Project: _____

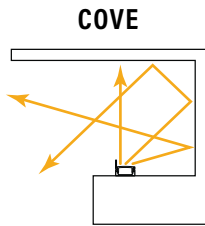
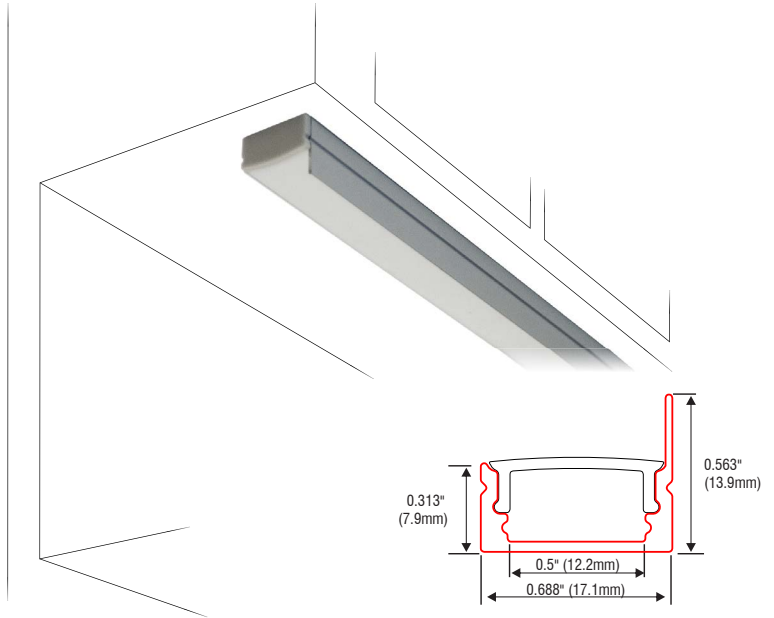
Location: _____

PRODUCT FEATURES


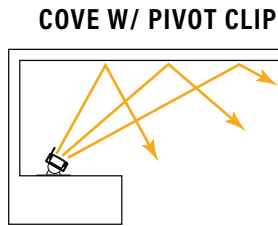
- Available in 2 Meter Sections
- Extruded Aluminum Construction
- Anodized Matte Finish
- Consult Factory for Custom Lengths & Finishes

SPECIFICATIONS

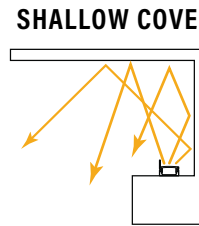
Model	CH-506-A
Length	78.74" (2m)
External Width	0.688" (17.1mm)
Internal Width	0.5" (12.2mm)
Height	0.313" (7.9mm) 0.563" (13.9mm)



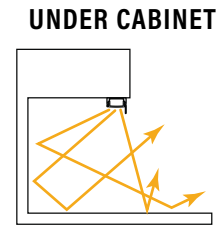
Clear lens (CL)
Frosted lens (FR)
White lens (WH)



End cap with hole
End cap without hole



Pivot mounting clips (PV)



Mounting clips (CP)

ORDERING INFORMATION

Example: **CH506A-2-CL-CP-EC**

Series	Length	Lens	Mounting	End Cap
CH506A	2			EC
CH-506-A	2 meter	CL - Clear FR - Frosted WH - White	CP - Mounting Clip PV - Pivot	EC - End Caps (included)