



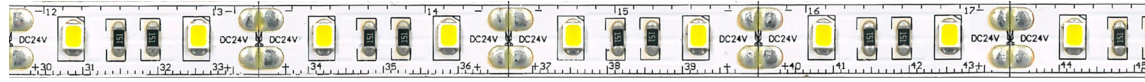
# PERFORMANCE 300 (OUTDOOR)

PH SERIES | RUBBER COATED | LINEAR LED LIGHTING

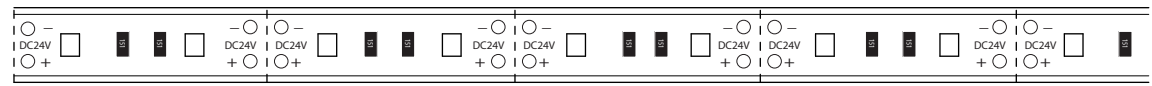
Fixture Type: \_\_\_\_\_

Project: \_\_\_\_\_

Location: \_\_\_\_\_



Cut Intervals: 1.313" (33.3mm)



Width: 0.438"  
11.2mm  
(0.5" [12.2mm] end cap)



Depth: 0.25"  
6mm  
(0.375" [9mm] end cap)

MODEL:	PH27K-WR-24V	PH30K-WR-24V	PH35K-WR-24V	PH40K-WR-24V	PH50K-WR-24V
<b>Kelvin</b>	2700K	3000K	3500K	4000K	5000K
<b>Lumens</b>	322 lm/ft	330 lm/ft	340 lm/ft	347 lm/ft	356 lm/ft
<b>Rating</b>	IP67	IP67	IP67	IP67	IP67

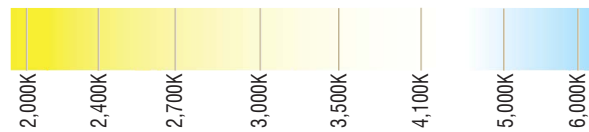
## PRODUCT FEATURES

- 90+ CRI
- Dimmable
- 50,000 hour life
- 5-year warranty
- UL-listed for indoor and outdoor use
- 3M™ Industrial adhesive backing
- For use with 24V power supplies

## SPECIFICATIONS

Series	PH - Performance 300 (Outdoor)
Input Voltage	24V DC / Constant Voltage
Watts per Foot	3.2W/ft @ Maximum Run Length
Beam Spread	120°
Max Run Length	Unlimited, power every 30ft
Production Intervals	1.313" (33.3mm)
End Cap Dimensions	0.5" (12.2mm) × 0.375" (9mm)
Tape Dimensions	0.438" (11.2mm) × 0.25" (6mm)
CRI	90+
Diode	2835
Dimming Options	PWM, Triac, 0-10V, DMX, Hi-lume
Temp Range	-40°F (-40°C) to 149°F (65°C)

## KELVIN COLOR TEMPERATURE SCALE



## TOTAL WATTAGE USED AT EACH LENGTH

1ft	2ft	3ft	4ft	5ft	6ft	7ft	8ft	9ft	10ft	11ft	12ft	13ft	14ft	15ft
4.2	8.5	12.7	16.8	21	25.4	29.2	32.9	36.9	40.5	44.2	48	51.4	54.6	57.7
16ft	17ft	18ft	19ft	20ft	21ft	22ft	23ft	24ft	25ft	26ft	27ft	28ft	29ft	30ft
60.7	64.3	67	70.4	71.8	75.2	77.7	80	83	85.1	86.6	88.7	91.2	93.7	94.6

Conforms to ANSI/UL Standard 2108  
Certified to CAN/CSA Standard C22.2 No. 250.0

