



# CH-607

## EXTRUDED ALUMINUM MOUNTING CHANNEL

Fixture Type: \_\_\_\_\_

Project: \_\_\_\_\_


Location: \_\_\_\_\_

### PRODUCT FEATURES

- Available in 2 meter sections
- Extruded aluminum construction
- Anodized matte finish
- Consult factory for custom lengths & finishes

### SPECIFICATIONS

Model	CH-607
Length	78.74" (2m)
External Width	0.75" (18.3mm)
Internal Width	0.563" (14.1mm)
Height	0.75" (18.3mm)



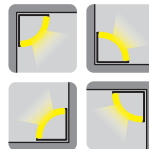
Clear lens (CL)  
Frosted lens (FR)  
White lens (WH)



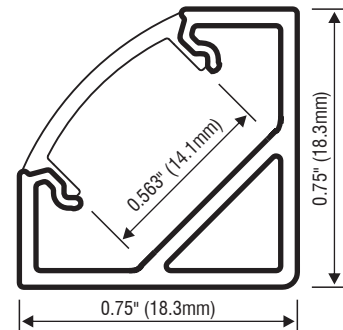
End cap with hole  
End cap without hole



Mounting clip (CP)



Applications



### ORDERING INFORMATION

Example: **CH607-2-WH-CP-EC**

