



CH-602

EXTRUDED ALUMINUM MOUNTING CHANNEL

Fixture Type: _____

Project: _____


Location: _____

PRODUCT FEATURES

- Available in 2 meter sections
- Extruded aluminum construction
- Anodized matte finish
- Consult factory for custom lengths

SPECIFICATIONS

Model	CH-602
Length	78.74" (2m)
External Width	0.688" (18mm)
Internal Width	0.6" (13.5mm)
Height	0.25" (5.7mm)




White lens (WH)



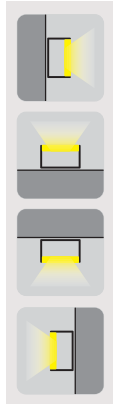
End cap with hole
End cap without hole



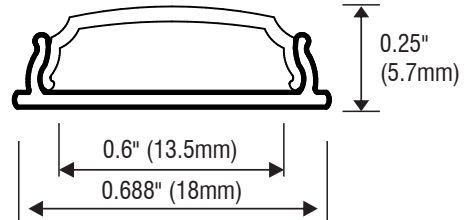
Mounting clip (CP)



Field-bendable Application



Applications



ORDERING INFORMATION

Example: **CH602-2-WH-CP-EC**

