



CH-291

EXTRUDED ALUMINUM MOUNTING CHANNEL

Fixture Type: _____

Project: _____

Location: _____

PRODUCT FEATURES


- Available in 2 meter sections
- Extruded aluminum construction
- Anodized matte finish
- Consult factory for custom lengths & finishes

SPECIFICATIONS


Model	CH-291
Length	78.74" (2m)
External Width	3.563" (90mm)
Internal Width	3.063" (77.4mm)
Height	1.5" (37.5mm)



Aluminum Profile



End Caps (EC)



Clear Lens (CL)




White Lens (WH)



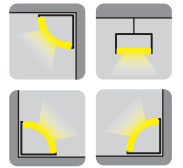
Suspension Cable (SP)



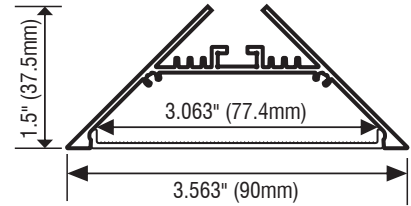
90°, 120° & 180° Connectors



Frosted Lens (FR)



Applications



ORDERING INFORMATION

Example: **CH291-2-WH-SP-EC**

