



# CH-211

## EXTRUDED ALUMINUM MOUNTING CHANNEL

Fixture Type: \_\_\_\_\_

Project: \_\_\_\_\_

Location: \_\_\_\_\_

### PRODUCT FEATURES

- Available in 2 meter sections
- Extruded aluminum construction
- Anodized matte finish
- Consult factory for custom lengths & finishes



### SPECIFICATIONS


Model	CH-211
Length	78.74" (2m)
External Width	0.75" (19.5mm)
Internal Width	0.688" (16.9mm)
Height (Square)	0.75" (19.2mm)
Height (Round)	0.75" (18.8mm)
Height (Flat)	0.5" (12.4mm)
Pivot Clip Height @ 90°	1.125" (28.5mm)



Suspension Cable (SP)



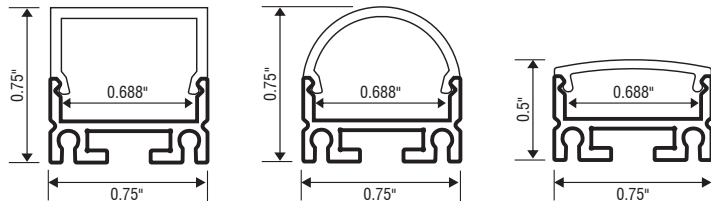
Metal Mounting Clip (MT)



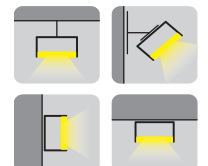
Square End Caps (SEC)  
Flat End Caps (FEC)  
Round End Caps (REC)



Frosted Flat Lens (FRF)  
White Flat Lens (WHF)  
White Round Lens (WHR)  
White Square Lens (WHS)



Pivot Mounting Clip (PV)



Applications

### ORDERING INFORMATION

Example: **CH211-2-WH-CP-EC**

