



# CH-016

## EXTRUDED ALUMINUM MOUNTING CHANNEL

Fixture Type: \_\_\_\_\_

Project: \_\_\_\_\_


Location: \_\_\_\_\_

### PRODUCT FEATURES

- Available in 2 meter sections
- Extruded aluminum construction
- Anodized matte finish
- Consult factory for custom lengths & finishes

### SPECIFICATIONS

Model	CH-016
Length	78.74" (2m)
Overall Width	1.188" (30mm)
Internal Width	0.813" (20.2mm)
Height	1.188" (30mm)




White round lens (WHR)  
Frosted round lens (FRR)



Round end cap with hole  
Round end cap without hole



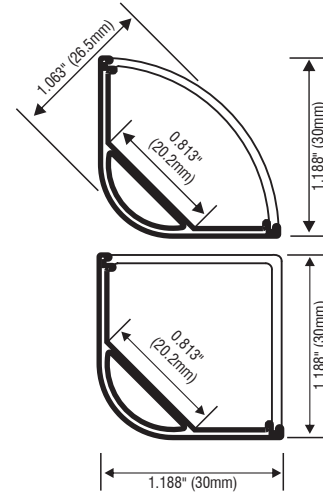
Mounting Clips (CP)



White square lens (WHS)  
Frosted square lens (FRS)



Square end cap with hole  
Square end cap without hole



### ORDERING INFORMATION

Example: **CH016-2-WHR-CP-EC**

