

FIXTURE TYPE _____

PROJECT NAME _____

LOCATION _____



CH-291

EXTRUDED ALUMINUM MOUNTING CHANNEL



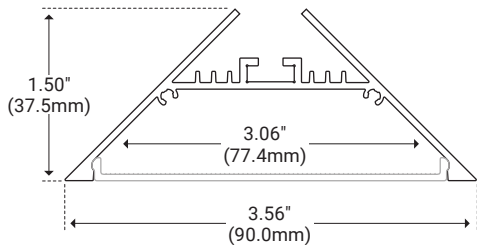
I Features

- Available in 2 Meter Sections
- Extruded Aluminum Construction
- Anodized Matte Finish
- Consult Factory for Custom Lengths & Finishes










I Specifications

Series	CH-291
Length	78.74" (2M)
Width	3.56" (90.0mm)
Internal Width	3.06" (77.4mm)
Height	1.50" (37.5mm)

I Dimensions



I Options

Description	Unit Number
 White Lens	WH
 Frosted Lens	FR
 Clear Lens	CL
 Suspension Cable	SP
 90° Connectors	--
 120° Connectors	--
 180° Connectors	--
 End Cap With Hole	EC
 End Cap Without Hole	EC

I Product Code Builder

Series	Length	Lens	Mounting	End Cap
CH-291	2		SP	EC
CH-291 – CH-291	2 – 2 Meters	WH – White FR – Frosted CL – Clear	SP – Suspension Kit	EC – End Caps (included) Example: CH-291-2-WH-SP-EC