

FIXTURE TYPE _____

PROJECT NAME _____

LOCATION _____



CH-011

EXTRUDED ALUMINUM MOUNTING CHANNEL



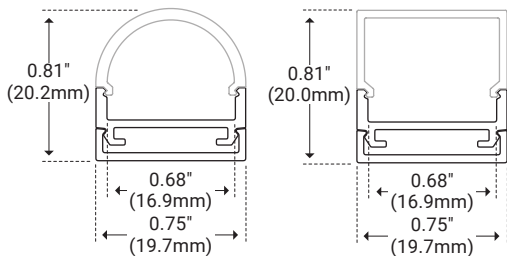
I Features

- Available in 2 Meter Sections
- Extruded Aluminum Construction
- Anodized Matte Finish
- Consult Factory for Custom Lengths & Finishes
- For Indoor Use Only









I Specifications

Series	CH-011
Length	78.74" (2M)
Width	0.75" (19.7mm)
Height (Square Lens)	0.81" (20.0mm)
Height (Round Lens)	0.81" (20.2mm)
Internal Width	0.68" (16.9mm)

I Dimensions



I Options

Description	Unit Number	Light Transmission
 White Square Lens	WHS	52%
 Frosted Square Lens	FRS	97%
 White Round Lens	WHR	48%
 Frosted Round Lens	FRR	92%
 Square End Cap With Hole	--	--
 Square End Cap Without Hole	--	--
 Round End Cap With Hole	--	--
 Round End Cap Without Hole	--	--

I Product Code Builder

Series	Length	Lens	Mounting	End Cap
CH-011	2		SF	EC
CH-011 – CH-011	2 – 2 Meters	WHR – White Round FRR – Frosted Round WHS – White Square FRS – Frosted Square	SF – Surface	EC – End Caps (included)

Example: CH-011-2-WHR-SF-EC