

FIXTURE TYPE \_\_\_\_\_

PROJECT NAME \_\_\_\_\_

LOCATION \_\_\_\_\_



## FX3D

3D BENDABLE WALL WASHER












## I Description

FX3D is a dual bending linear light fixture with a variety of functional components and mounting options so you can use it in any situation.

## I Features

- Omnidirectional Bend
- Multiple Beam Options
- Field Modifiable Channel and Louvers
- IP67

## I Series Spec

Series	FX3D
Temp/Colors	2700K–4000K, Red, Green, Blue
Dimming Protocol	Triac, ELV, 0–10V, DMX
Input Voltage	24V DC
Indoor/Outdoor	Indoor & Outdoor
Beam Spread	30°, 60°, 15°×50°, 25°×45°, 30°×50°
CRI	Ra 90+, R9 50+
Diode	2835
Diode Pitch	8 LED/ft
Bend Radius	5.91" (150.0mm)
Cut Intervals	12.00" (304.8mm)
Dimensions	0.87" (22.0mm) × 0.47" (12.0mm)
Operating Temp.	-22°F (-30°C) to 122°F (50°C)
Storage Temp.	Temperature-Controlled Environment

## I Product Code Builder

Series	Temp/Colors*	Output	Beam Angle*	Feed Style Length	Fixture Length	Modification
<b>FX3D</b>		<b>500</b>		<b>E12</b>		
<b>FX3D</b> – FX3D	<b>27K</b> –2700K <b>30K</b> –3000K <b>35K</b> –3500K <b>40K</b> –4000K <b>RD</b> –Red <b>GRN</b> –Green <b>BL</b> –Blue	<b>500</b> –500 lm/ft	<b>30</b> –30° <b>60</b> –60° <b>1550</b> –15°×50° <b>2545</b> –25°×45° <b>3050</b> –30°×50°	<b>E12</b> –End Feed 12"	Custom Length (in feet, 12' max) <b>XXX</b>	<b>NA</b> – None <b>WH</b> – White Jacket

Example: FX3D-27K-500-30-E12-LL-NA

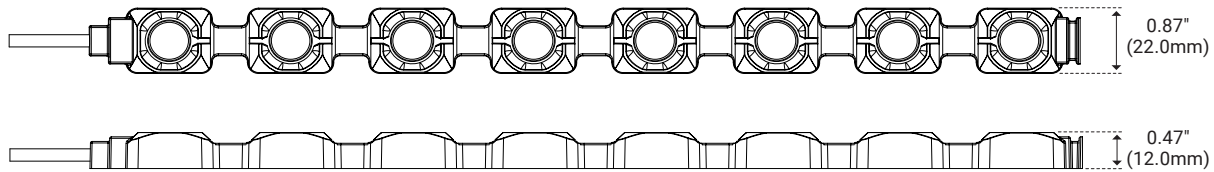
Conforms to ANSI/UL Standard 2108

Certified to CAN/CSA Standard C22.2 NO. 250.0

\* Customizable—Consult Factory



## I Dimensions



## I Series Data

Output (lm/ft)	2700K	3000K	3500K	4000K	Red	Green	Blue
Lumens (per ft)	480	480	522	558	92	230	54
Wattage <sup>1</sup> (per ft)	4.3	4.3	4.3	4.3	2.2	2.2	2.2
Efficiency (lm/W)	112	112	112	112	33	93	19
Max Run Length (ft)	12	12	12	12	12	12	12

<sup>1</sup>Power consumption based on average wattage per foot. Refer to Power Chart below for details.

## I Power Chart

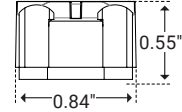
		Static White	RD/GRN/BL
Watts	1 ft	5.5	3.2
	2 ft	10.7	6.2
	3 ft	15.0	8.9
	4 ft	18.9	11.4
	5 ft	22.0	13.7
	6 ft	26.1	15.9
	7 ft	28.9	17.8
	8 ft	31.2	19.7
	9 ft	33.7	21.4
	10 ft	34.3	23.0
	11 ft	36.7	24.5
	12 ft	38.6	26.0

## I Accessories

### Mounting Clip



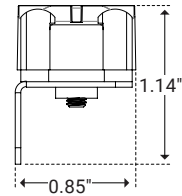
Unit Number	FX3D-CLP-F1-PAK
Length	1.14" (28.9mm)
Width	0.79" (20.0mm)
Height	0.53" (13.5mm)
Includes	10 Units



### Angled Mounting Clip



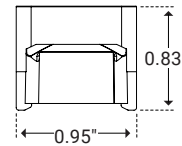
Unit Number	FX3D-CLP-A1-PAK
Length	1.14" (29.0mm)
Width	0.85" (21.6mm)
Height	1.12" (28.5mm)
Includes	10 Units & Mounting Clips



### Glare Shield



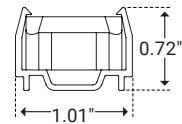
Unit Number	FX3D-CM-GS-PAK
Length	0.89" (22.6mm)
Width	0.95" (24.2mm)
Height	0.83" (21.0mm)
Includes	8 Units



### Mounting Channel



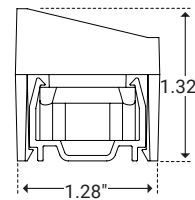
Unit Number	FX3D-CH-PL-2M
Length	78.74" (2m)
Width	1.01" (25.6mm)
Height	0.72" (18.3mm)



### Asymmetric Louver



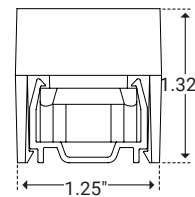
Unit Number	FX3D-CM-ALV
Length	12.00" (305mm)
Width	1.28" (32.6mm)
Height	1.32" (33.5mm)
Note	Mounting Channel Required



### Symmetric Louver

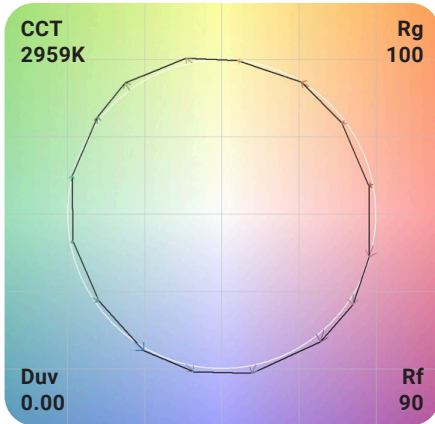


Unit Number	FX3D-CM-LV
Length	12.00" (305mm)
Width	1.25" (31.8mm)
Height	1.32" (33.5mm)
Note	Mounting Channel Required





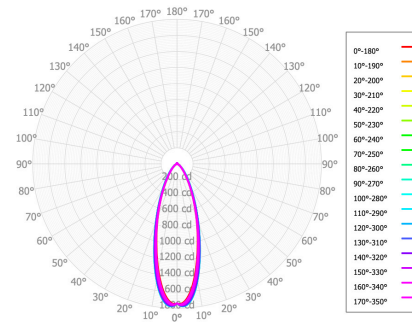
## I Colorimetric Details (3000K)



## I Photometric Details (3000K)

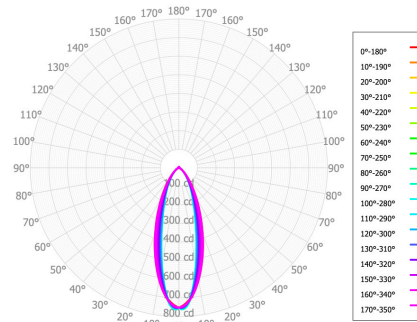
### 30°

Mtg Height	Light Level	Beam Diameter
6.00 ft	48.3 fc	3.60 ft
8.00 ft	27.2 fc	4.80 ft
10.00 ft	17.4 fc	6.00 ft
12.00 ft	12.1 fc	7.20 ft
15.00 ft	7.7 fc	9.00 ft
20.00 ft	4.3 fc	12.00 ft



### 25°×45°

Mtg Height	Light Level	Beam Diameter
6.00 ft	20.9 fc	4.30 ft
8.00 ft	11.8 fc	5.70 ft
10.00 ft	7.5 fc	7.10 ft
12.00 ft	5.2 fc	8.60 ft
15.00 ft	3.3 fc	10.70 ft
20.00 ft	1.9 fc	14.30 ft



### 30°×50°

Mtg Height	Light Level	Beam Diameter
6.00 ft	17.7 fc	5.50 ft
8.00 ft	10.0 fc	7.40 ft
10.00 ft	6.4 fc	9.20 ft
12.00 ft	4.4 fc	11.10 ft
15.00 ft	2.8 fc	13.90 ft
20.00 ft	1.6 fc	18.50 ft

