

FIXTURE TYPE \_\_\_\_\_

PROJECT NAME \_\_\_\_\_

LOCATION \_\_\_\_\_



## CH-409

EXTRUDED ALUMINUM MOUNTING CHANNEL



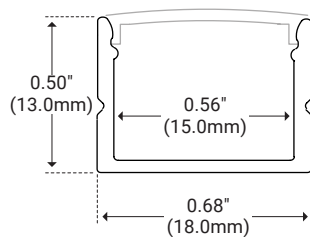
### I Features

- Available in 2 Meter Sections
- Extruded Aluminum Construction
- Anodized Matte Finish
- Consult Factory for Custom Lengths & Finishes




### I Specifications

Series	CH409
Length	78.74" (2M)
Width	0.68" (18.0mm)
Height	0.50" (13.0mm)
Internal Width	0.56" (15.0mm)

### I Dimensions



### I Options

	Description	Unit Number	Light Transmission
	White Lens	WH	53%
	White Continuous Lens	SWH	53%
	Black Lens	BK	--
	Mounting Clips (5x)	CP	--
	End Caps With Hole (2x)	EC	--

### I Product Code Builder

Series	Length	Lens	Mounting	End Cap
<b>CH409</b>	<b>2</b>		<b>CP</b>	<b>EC</b>
CH409 — CH-409	2 — 2 Meters	<b>WH</b> — White (Included) <b>SWH</b> — White Continuous <b>BK</b> — Black	CP — Mounting Clip (Included)	EC — End Caps (included)
Example: CH409-2-WH-CP-EC				